

EVERFORM™ SOLID SURFACE




THE LUNA, TERRAZZO & TERRAZZO MATRIX SERIES

EDGE BUILD-UPS


Edge fabrications differ from standard products. Due to the nature of the particulate migration to the surface while casting there may be a visible line using conventional stacked edges. Formica Corporation suggests using a single, double dropped edge detail or a miter fold to eliminate the particle rich line.

For all other fabrication please refer to the Fabrication Guide Technical Data Manual located under tech briefs.


SINGLE DROP EDGE



DOUBLE DROP EDGE



MITER FOLD



NOTE: We do not recommend cove back splashes with the Luna, Terrazzo and Terrazzo Matrix Series.

GUIDELINES FOR TERRAZZO MATRIX

For the Terrazzo Matrix series, we recommend a miter fold **only**.


RECOMMENDED



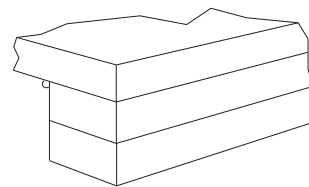
NOT RECOMMENDED



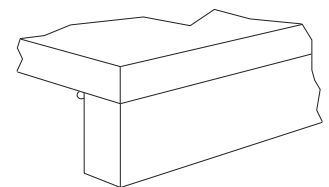
MITER FOLD



STACKED EDGE



DROP EDGE



LUNA SERIES

- 408 LUNA BRITE WHITE
- 415 LUNA STEEL
- 416 LUNA PEWTER
- 757 LUNA SAND
- 773 LUNA SAIL WHITE
- 775 LUNA STORM
- 780 LUNA STONE
- 781 LUNA CONCRETE
- 782 LUNA WEATHER

TERRAZZO MATRIX SERIES

- 410 ARGENTO TERRAZZO MATRIX
- 411 GRAFITE TERRAZZO MATRIX
- 412 DALMATIA TERRAZZO MATRIX

TERRAZZO SERIES

- 742 BLANCO TERRAZZO
- 744 CREMA TERRAZZO